






SWAB COLLECTION GUIDE

LWI-SS-029

Issued 27th October 2020 Approved by: L.Ngo

All Swabs must be labelled with patient details, site, date and time of collection. All Swabs must be stored in the fridge prior to transporting to lab.

Test	Instructions	Collection Swab Types
<p>Microscopy, Culture & Sensitivity</p> <ul style="list-style-type: none"> Bacteria: Aerobes & Anaerobes Yeasts Gonorrhoea Culture VRE Screen 	<ul style="list-style-type: none"> Sample the infected area with the swab. Unscrew the cap on the tube, place the swab into the liquid and snap off at the break point, screw the cap back onto the tube securing the swab inside. Do Not Discard the Liquid. 	<p>White Top Amies Liquid and Flocked Swab</p>  <p>(WPR: 01298A)</p>
<p>Virus/Other Bacterial PCR</p> <ul style="list-style-type: none"> Respiratory Viruses Bordetella Pertussis CMV Herpes Multiplex (HSV21, HSV2, VZV) Enterovirus (non-respiratory) COVID-19 PCR 	<ul style="list-style-type: none"> Sample the area with the green topped swab and place into the viral transport medium tube. For Respiratory viruses provide a nose sample For Bordetella Pertussis testing provide a nasopharyngeal sample For nasopharyngeal samples use the minitip flocced swab 	<p>Green Top Viral Transport Medium Swab</p>  <p>(WPR: 147CV)</p> <p>Minitip flocced swab Universal Transport Medium</p>  <p>(WPR: 361C)</p>
<p>Chlamydia & Gonorrhoea PCR</p> <ul style="list-style-type: none"> Male and Female A first pass urine specimen can be used for this test (collect into a sterile pot) 	<ul style="list-style-type: none"> Sample the infected area with the swab. Unscrew the cap on the tube, place the swab into the liquid and snap off at the break point, screw the cap back onto the tube securing the swab inside. Do Not Discard the Liquid. 	<p>Abbott Unisex Multicollect Swab</p>  <p>(WPR:9K12.01)</p>
<p>MSRA/MSSA</p> <ul style="list-style-type: none"> MRSA Culture MRSA/MSSA Screening 	<ul style="list-style-type: none"> The MRSA kit contains 2 swabs and a tube of liquid medium. The kit can be used for sampling of 2 sites. Use the pink swab for the first site and the white swab for the second site. If more than 2 sites are required use a second kit. Do Not Discard the Liquid. 	<p>Pink Top MRSA eSwab Liquid Amies Flocked Swab</p>  <p>(WPR: R100083)</p>